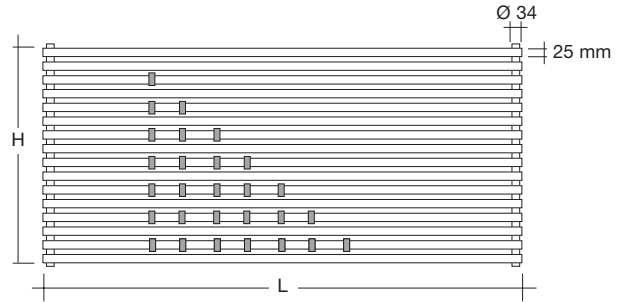


Price for items with White RAL 9010 finish and standard connectors. VAT and transport costs not included.
 For correction factors different to $\Delta T 50^{\circ}C$ see page 230
 Thermal yield $\Delta T 50^{\circ}C$ - Watts per radiator

The PALLOTTOLIERE model is created with 25mm diam. tubular steel elements arranged horizontally and featuring coloured wooden rings.

The colour of these rings can be chosen by the customer as regards plain colours, whereas it is at Tubes' discretion as regards mixed colours.
 If you choose only one colour we recommend you contact our sales/technical dept. to be informed on colour availability.

The horizontal elements of the PALLOTTOLIERE model have a 40 mm inter-axis.
 This radiator only comes in one width i.e. 120 cm, whereas the height can vary from 64cm to 88cm.



BRACKET SUPPORTS

The PALLOTTOLIERE model cannot have bracket supports.

PACKING

The cardboard packing box is included in the price of sale of the products, and for the PALLOTTOLIERE model it contains the complete wall fixing kit and the manual vent valve.

| Code | L (cm) | H (cm) | Standard connectors | Inter-axis between connectors (cm) | Watts $\Delta T 50^{\circ}C$ | KCal/h $\Delta T 50^{\circ}C$ | RAL colour | Category C0 RAL 9010 (€) |
|-----------|--------|--------|---------------------|------------------------------------|------------------------------|-------------------------------|------------|--------------------------|
| PL#120016 | 120,0 | 64,0 | B1 | 116,6 | 1025 | 881 | 9010 | |
| PL#120018 | 120,0 | 72,0 | B1 | 116,6 | 1152 | 990 | 9010 | |
| PL#120020 | 120,0 | 80,0 | B1 | 116,6 | 1278 | 1098 | 9010 | |
| PL#120022 | 120,0 | 88,0 | B1 | 116,6 | 1403 | 1206 | 9010 | |

VALVES

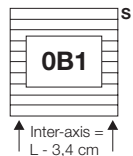
For valves and Lockshield see page 217

CONNECTORS

The PALLOTTOLIERE model is always supplied with "OB1" connectors.
 Should different connectors be required, such connectors must be strictly specified in the order.

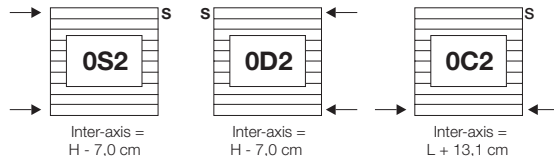
Standard connectors

standard connector always supplied, if not otherwise specified in the order




Custom-made connectors

Connectors available on request WITH additional charge of €



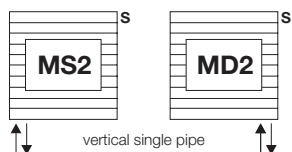
Custom-made connectors

Connectors available on request WITH additional charge of €



Connectors on request

Connectors available on request WITHOUT any additional charge



→ = Position of connectors **S** = Air Vent **I** = Inter-axis between connectors